



CORDLESS ROLLER BLINDS


DESIGN BY HUNTERS



ROLLER BLINDS


Office

SUN SHADING, LIGHT ADJUSTING & CREATING BETTER OFFICE AMBIENCE



Bed room

CREATES A BETTER SLEEPING ENVIRONMENT




Living room

RICH IN ARTISTIC ATMOSPHERE

Dining room

MORE WARM



Hotel












CAN BE APPLIED TO HOTEL ROOMS AND LOBBIES

Structural diagram



- 1. Cover
- 2. Caps
- 3. Fabric
- 4. Bottom rail caps
- 5. Bottom rail
- 6. Clear handle

Components List

| | | |
|------------------|---|--|
| Fabric |  | Material: Polyester+PVC Color: Choose as Fabric book There are more colors available, please contact customer service for E-catalog fabric book. |
| Cover |  | Size: 73x73mm Material: Aluminum Thickness:1.2mm Color: Choose as stock color Special color could be customized (MOQ:500pcs) |
| Caps |  | Size: 73x73mm Material: POM Color: White/Grey/Beige/Matt black Match with top cover |
| Tube |  | Size: Ø38 Material:Aluminum Thickness: 1.2mm Color:white Powder coated Matched Color Technology |
| Spring system |  | Size: Ø38x145x35mm Material: POM Color: White |
| Tail Plug |  | Size: Ø38x138x35mm Material: POM Color: White |
| Bottom rail |  | Size: 12x39mm Material: Aluminum Colour: Choose as stock color Thickness:1.2mm |
| Bottom rail caps |  | Size: 12x39mm Material: POM Colour: Black |
| Clear handle |  | Size:70x25mm Material: PVC Colour: Clear |
| Bracket |  | Size: 73x30x37mm(L x W x H) Material: 304 Steel + POM Spring Insert Clip fix and easy mounting Perfect privacy after mounting |
| Expansion screws |  | Size:M6x30mm |

Measuring method

Installation of roller blinds have two methods: inside mount & outside mount.

Measuring method for Inside mount:

Horizontal direction (Width) measure inside of window: top, middle and bottom three points (as below pics in orange line show)

Vertical direction (Height) measure inside of window: left and right side (as below pic in orange line show)


The sizes for window's width & height **choose the minimum ones** as the window size. **For width of ready made blinds, advise to deduct 5-10mm for tolerance.**

Measure method for Outside mount:

Horizontal direction (Width) measure inside of window: top, middle and bottom three points (as below pics in grey line show)

Vertical direction (Height) measure inside of window: left and right side (as below pic in grey line show)


The sizes for window's width & height **choose the maximum ones** as the window size. **For width of ready made blinds, advise to add 100mm for Window's width& height to make sure blinds total cover the window frame.**



Installation Type




Inside mount




Outside mount


How to determine the installation type?



Sliding window
INSIDE MOUNT
/OUTSIDE MOUNT



Inside open window
OUTSIDE MOUNT



Outside open window
INSIDE MOUNT
/OUTSIDE MOUNT

Package types

Inner packing



Clear PVC Box



Air bubble wrap



Outer Packing



5 layers thicken carton + angle protection for 4 edges

Packing Real Site





Tianjin Hunters Technology Co., Ltd

📍 No.6 building, Changqingteng Art & Industrial Park, No.10 Caizhi Road,
Jingwu town, Xiqing District, Tianjin, China. Post code: 300392

☎ +86 22 23982209

☎ +86 15922294041

✉ laura001@aliyun.com