




Installation & Usage Instruction

Manual Roller Blinds Series

DESIGN BY HUNTERS

Product Structure



- | | |
|-------------------------|---------------------|
| 1. Clutch Head Brackets | 5. Tail Plug |
| 2. Clutch Tail Brackets | 6. Fabric |
| 3. Chain&clutch | 7. Bottom rail |
| 4. Tube | 8. Bottom rail caps |

Packing list



Finished Roller Blinds x1



Bracket x2



Expansion screws x4



Instruction x1

Recommended installation tools



Mark Pen



Tap measure



Drill



Screw driver



Level instrument



Cable drilling tool



Rubber hammer



Electric hand drill

Installation Methods



Ceiling Mount

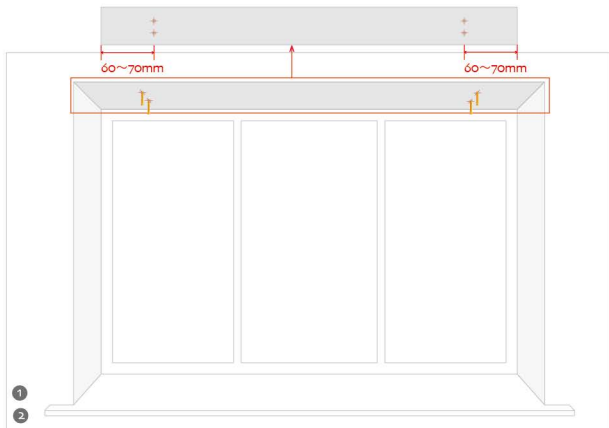


Side Wall Mount

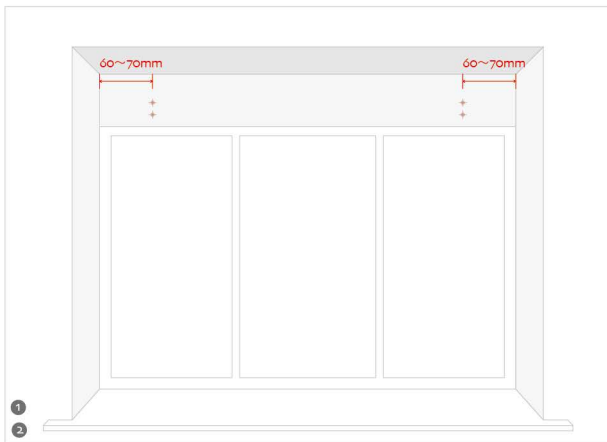
Installing Steps

Step 1: Make sure the wall material such as wooden, concrete or brick etc. Measure the distance of mounting brackets and mark the point of mounting. Advise the point around 60-70mm from side wall.

Step 2: If the wall is wooden then could use the drill fix the screws. If the wall is in concrete or brick-concrete, then need use cable drilling tool make hole firstly then put into the expansion with rubber hammer.



Ceiling Mount



Side Wall Mount

Step 3: Fix the mounting brackets with screws.




Ceiling Mount



Side Wall Mount

Step 4: Put the side of clutch with the chain into brackets as pic



Step 5: After putting the roller blinds' clutch into the brackets, then press the black shaft and move to the clutch tail bracket, as hearing the sound of "click" then means the black shaft rebound to the clutch tail brackets successfully.



Step 6: Finish Installation.

Disassemble of Roller blinds

- Opposite operation with installation
- Use slotted screwdriver insert into the black spring shaft then it bounce back, the blinds loose then take the blinds off.

Cleaning

- Clean the surface of Aluminum frame parts with wet cloth.
- it could be clean with web cloth or brush to clean. If for soft fabric, advise to use small dust collector to clean the surface then ok.
- Pls no put the blinds into washing machine to clean.
- Pls no use chemical cleaner to clean the blinds such as bleach etc.

Integrity / Quality / Professional / Service



Tianjin Hunters Technology Co., Ltd

📍 No.6 building, Changqingteng Art & Industrial Park, No.10 Caizhi Road,
Jingwu town, Xiqing District, Tianjin, China. Post code: 300392

☎ +86 22 23982209

☎ +86 15922294041

✉ laura001@aliyun.com