



MANUAL ROLLER BLINDS

DESIGN BY HUNTERS



ROLLER BLINDS


Office

SUN SHADING, LIGHT ADJUSTING & CREATING BETTER OFFICE AMBIENCE



Bed room

CREATES A BETTER SLEEPING ENVIRONMENT




Living room

RICH IN ARTISTIC ATMOSPHERE

Dining room


MORE WARM



Hotel

CAN BE APPLIED TO HOTEL ROOMS AND LOBBIES

Structural diagram



1. Caps

2. Chain & clutch

3. Tube











4. Top track

5. Fabric

6. Bottom rail caps

7. Bottom rail

Configuration List

Chain & clutch		<p>Size: \varnothing38 Material: POM Color: Optional Chain colour: Optional Chain handle size: 25x78x16mm Chain handle material: Acrylic Chain handle color: Clear</p>
Chain handle bar (For choice)		<p>Size: 540/640/740/840/940/1040/ 1140/1240/1340/1440/1540mm Material: POM Color: White</p>
Fabric		<p>Size: 180/200/250/300cm Material: Polyester 100% Color: White/Grey/Beige/Matt black</p> <p>There are more colors available, please contact customer service for all electronic and physical color cards.</p>
Top track		<p>Size: 73x73mm Material: Aluminum Thickness: 1.2mm Color: White/Grey/Beige/Matt black Color could be customized (MOQ:500pcs)</p>
Caps		<p>Size: 75x75mm Material: POM Color: White/Grey/Beige/Matt black Match with top cover</p>
Tube		<p>Size: \varnothing38 Material: Aluminum Thickness: 1.2mm Color: white Powder coated Matched Color Technology</p>
Bottom rail		<p>Size: 18x27mm Material: Aluminum Colour: Optional Thickness: 1.0mm Heavy Duty Bottom rails</p>
Bottom rail caps		<p>Size: 54x8mm Material: POM Colour: White</p>
Bracket		<p>Size: 73x30x37mm(L x W x H) Material: 304 Steel + POM Spring Insert Clip fix and easy mounting Perfect privacy after mounting</p>
Expansion screws		<p>Size: M6x30mm</p>

Measuring method

Installation of Roller blinds have two methods: inside mount & outside mount.

Measuring method for Inside mount:

Horizontal direction (Width) measure inside of window: top, middle and bottom three points (as below pics in Orange line show)

Vertical direction (Height) measure inside of window: left and right side (as below pic in grey line show)


The sizes for window's width & height **choose the minimum ones** as the window size. **For width of ready made blinds, advise to deduct 5-10mm for tolerance.**

Measure method for Outside mount:

Horizontal direction (Width) measure inside of window: top, middle and bottom three points (as below pics in Orange line show)

Vertical direction (Height) measure inside of window: left and right side (as below pic in grey line show)

The sizes for window's width & height **choose the maximum ones** as the window size. **For width of ready made blinds, advise to add 100mm for Window's width& height to make sure blinds total cover the window frame.**



Installation Type




Inside mount




Outside mount


How to determine the installation type?



Sliding window
INSIDE MOUNT
/OUTSIDE MOUNT



Inside open window
OUTSIDE MOUNT



Outside open window
INSIDE MOUNT
/OUTSIDE MOUNT

Package types

Inner packing



Clear PVC Box



Air bubble wrap

Outer Packing



5 layers thicken carton + angle protection for 4 edges

Packing Real Site





Tianjin Hunters Technology Co., Ltd

📍 No.6 building, Changqingteng Art & Industrial Park, No.10 Caizhi Road,
Jingwu town, Xiqing District, Tianjin, China. Post code: 300392

☎ +86 22 23982209

☎ +86 15922294041

✉ laura001@aliyun.com