

MOTORIZED ZEBRA BLINDS

DESIGN BY HUNTERS

ZEBRA BLINDS



Office

SUN SHADING, LIGHT ADJUSTING & CREATING BETTER OFFICE AMBIENCE



Living room

RICH IN ARTISTE ATMOSPHERE


Dining room

MORE WARM



Bed room

CREATES A BETTER SLEEPING ENVIRONMENT



Hotel

CAN BE APPLIED TO HOTEL ROOMS AND LOBBIES










Structure Drawing



- 1. Caps
- 2. Motor
- 3. Tube
- 4. Top track

- 5. Fabric
- 6. Bottom rail caps
- 7. Bottom rail

Components List

Motor		<p>Rated torque:1.1Nm Rated speed: 28rpm Rated current:0.83A Rated power:10W Degree of Protection:IP20</p>
Fabric		<p>Size: 60/65/75mm Material: Polyester 100% Color: White/Grey/Beige/Matt black</p> <p>There are more colors available, please contact customer service for all electronic and physical color cards.</p>
Top track		<p>Size: 70X75mm Material: Aluminum Thickness: 1.2mm Color: White/Grey/Beige/Matt black Color could be customized (MOQ:500pcs)</p>
Caps		<p>Size: 75x75mm Material: POM Color: White/Grey/Beige/Matt black Match with top cover</p>
Tube		<p>Size:Ø38 Material:Aluminum Thickness: 1.2mm Color:white Powder coated Matched Color Technology</p>
Bottom rail		<p>Size: 25X31mm Material: Aluminum Colour: Optional Thickness: 1.0mm Heavy Duty Bottom rails</p>
Bottom rail caps		<p>Size: 54x8mm Material: POM Colour: White</p>
Bracket		<p>Size: 74x30x37mm(L x W x H) Material: 304 Steel + POM Spring Insert Clip fix and easy mounting Perfect privacy after mounting</p>
Expansion screws		<p>Size:M6x30mm</p>

Measuring method

Installation of Zebra blinds have two methods: inside mount & outside mount.

Measuring method for Inside mount:

Horizontal direction (Width) measure inside of window: top, middle and bottom three points (as below pics in Orange line show)

Vertical direction (Height) measure inside of window: left and right side (as below pic in grey line show)


The sizes for window's width & height **choose the minimum ones** as the window size. **For width of ready made blinds, advise to deduct 5-10mm for tolerance.**

Measure method for Outside mount:


Horizontal direction (Width) measure inside of window: top, middle and bottom three points (as below pics in Orange line show)

Vertical direction (Height) measure inside of window: left and right side (as below pic in grey line show)


The sizes for window's width & height **choose the maximum ones** as the window size. **For width of ready made blinds, advise to add 100mm for Window's width& height to make sure blinds total cover the window frame.**



Installation Type



Inside mount




Outside mount


How to determine the installation type?



Sliding window
INSIDE MOUNT
/OUTSIDE MOUNT



Inside open window
OUTSIDE MOUNT



Outside open window
INSIDE MOUNT
/OUTSIDE MOUNT

Package types

Inner packing



Clear PVC Box



Air bubble wrap

Outer Packing



5 layers thicken carton + angle protection for 4 edges

Packing Real Site





Tianjin Hunters Technology Co., Ltd

📍 No.6 building, Changqingteng Art & Industrial Park, No.10 Caizhi Road,
Jingwu town, Xiqing District, Tianjin, China. Post code: 300392

☎ +86 22 23982209

☎ +86 15922294041

✉ laura001@aliyun.com